


Setting the Ram return to home position - Regular Maintenance item


If the ram returns to the home position very hard or stalls the engine at the end of its return stroke the position of the front stop needs to be changed. The stop is inside the ram cover and is most easily accessible when the ram is extended.




This adjustable plate hits the return bar to put the ram into neutral.



Loosen the 2 - 13mm nuts and move all the way to the right



Tighten both nuts and try the ram function, the ram should now return to home properly but the ram should not be all the way into the processor housing. What you need to do is adjust the back ¼" to the left, tighten the nuts and try the ram function again, keep trying this until the ram stops properly and the ram housing is either flush or protruding no more than ½" out of the processor housing.



Using Loctite and/or new nylock nuts is recommended